

5th Social Studies

Weeks 4-6

April 13-May1

Included in this packet are Social Studies Geography worksheets and assignments relating to states and their capitals along with some fun activities for the quarantine blahs! A website is included for the daily activities, but for those without the internet, there instructions on what you are to do.

Parents and students can send/share work when needed to my school Gmail rileyl@mail.orrville.k12.oh.us or to orvl_riley@tccsa.net

As always, please contact me with any questions you may have relating to the assignments.

Stay safe and well,

Mrs. Riley

Social Studies Packet Work
Week 4 April 13-17

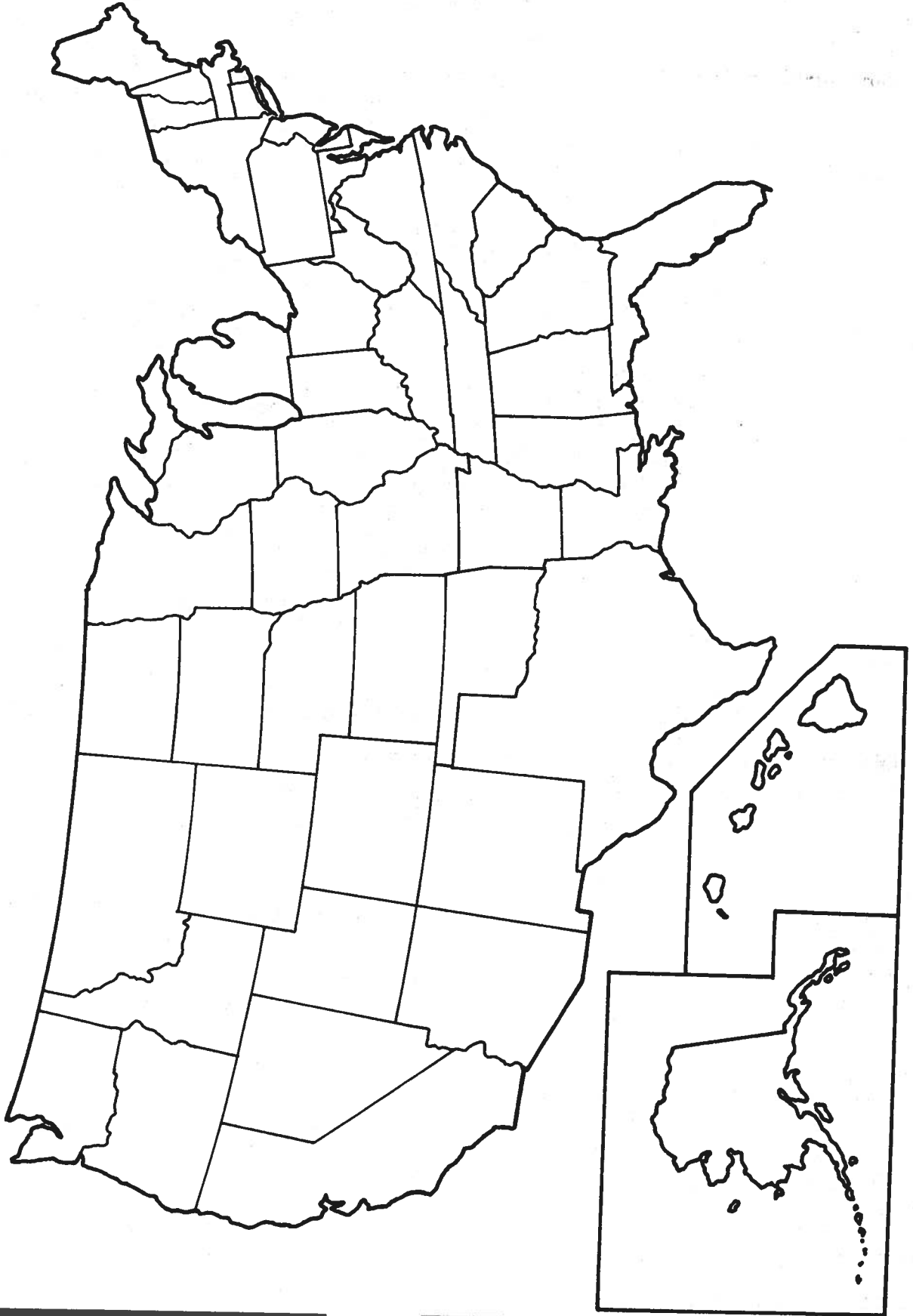
All work in this packet is intended to be completed for week 4, April 13-17. Everything does not have to be done in one day, but something should be completed each day. Upload the video/song from the site below on any device, but if you have no way of doing this, I have attached the lyrics for you to read over every day.

1. Click on the following link https://youtu.be/_E2CNZIIVlg or go to YouTube and type in "Tour the States Official Video." It should be the first one and is about 4 minutes long. It has a picture of a man drawing. You will need to skip the ads.
2. Listen to the song or read over the lyrics at least 2x through each day, but focus on the states and capitals given for each week.
3. Begin studying the first set of capitals and states for this week (April 13-17). There are 10. Set aside some time this week studying this set.

Nashville, TN (Tennessee)
Madison, WI (Wisconsin)
Trenton, NJ (New Jersey)
Frankfurt, KY (Kentucky)
Jackson, MS (Mississippi)
Jefferson City, MO (Missouri)
Santa Fe, NM (New Mexico)
Denver, CO (Colorado)
Boise, ID (Idaho)
Columbus, OH (Ohio)

4. Add these states and capitals to the attached map. Use pages R16 and 17 in your green Social Studies textbook or any other resource to look at a United States Map.
5. Complete the "Hidden States" worksheet.
6. Complete each week the "Rx for the quarantine blahs." Week four: Figure out the message on the worksheet, "Intercept the Message." Write the appropriate letters above the code.

Map of the United States



Lyrics

I want to take a little trip somewhere, yeah
Places I've never been, yeah
Going on tour without a care
I want to take a little trip somewhere, yeah
Places I've never been, yeah
Going on a tour, tour, tour

First, I'm gonna see [Nashville, Tennessee](#)
Then [Madison, Wisconsin](#), is where I gotta be, yeah
Then I'll take a plane
Well actually I'm afraid to fly, so I think I'll take the train
Let's go!
Going to [Trenton, New Jersey](#); [Frankfurt, Kentucky](#)
Maybe take a trip to [Jackson, Mississippi](#)
Let's see what they can show me in [Jefferson City, Missouri](#)
[Santa Fe, New Mexico](#); [Denver, Colorado](#)
[Boise, Idaho](#), I love it every time that I go
In 1492, he sailed the ocean blue, but next week I'll see [Columbus in Ohio](#)
Grab a little sunshine in [Tallahassee, Florida](#)
Take a bite out a peach in [Atlanta, Georgia](#)
I've never been to [Carson City, in Nevada](#), or [Lincoln, Nebraska](#)
You can catch me in [Phoenix, Arizona](#), or [Sacramento, California](#), yeah
[St. Paul, Minnesota](#), maybe, [Juneau, Alaska](#), yeah

I want to take a little trip somewhere, yeah
Places I've never been, yeah
Going on tour without a care
I want to take a little trip somewhere, yeah

Places I've never been, yeah
Going on a tour, tour, tour

[Boston, Massachusetts](#); [Concord, New Hampshire](#)
Going to [Vermont for Montpelier](#)
[Montgomery, Alabama](#), then [Washington D.C.](#), to see the nation's capital
[Aloha to Honolulu, Hawaii](#)
[Des Moines, Iowa](#), so peaceful to me
Going to [Springfield, Illinois](#), to build a little house on a prairie
In [Little Rock, Arkansas](#), I love what I saw

Going back to **Dover, Delaware**, 'cause I want more
Indianapolis, Indiana, and **Hartford, Connecticut**, need an encore
Smelling pine trees in **Augusta, Maine**
I like **Topeka, Kansas**, I'm glad that I came
But I've never been to **Salt Lake City, Utah**, or **Richmond, Virginia**
Going to see **Bismarck, North Dakota**, and **Charleston, West Virginia**, yeah
Annapolis, Maryland, maybe **Lansing, Michigan**, yeah
Helena, Montana; **Columbia, South Carolina**
Got to go to **Pierre, South Dakota**, yeah, follow if you wanna
I'll be eating a banana in **Baton Rouge, Louisiana**
Schedule that on my planner
Friends say I gotta come sooner to **Oklahoma City, Oklahoma**
So I guess I'm gonna
But first I'm going to **Cheyenne, Wyoming**, then party in **Raleigh, North Carolina**
Harrisburg, Pennsylvania, can't think of a rhyme for Pennsylvania
So I'm skipping to **Salem, Oregon**, then **Austin, Texas**
And then maybe **Albany, New York**, for breakfast
Providence, Rhode Island, was a blast, and, **Olympia, Washington**, was just the
best-est

I want to take a little trip somewhere, yeah
Places I've never been, yeah
Going on tour without a care
I want to take a little trip somewhere, yeah
Places I've never been, yeah
Going on a tour, tour, tour
I want to take a little trip somewhere, yeah
Places I've never been, yeah
Going on tour without a care
I want to take a little trip somewhere, yeah
Places I've never been, yeah
Going on a tour, tour, tour

HIDDEN STATES

Directions: Each sentence contains the name of a state hidden among the letters of the words. Underline the name of each state and write it in the blank.

- _____ 1. If Lori damaged the equipment, she will replace it.
- _____ 2. The report is about a lab, a man, and an experiment.
- _____ 3. Alas, karate is not for me.
- _____ 4. Please let me color a dot blue.
- _____ 5. The main event is yet to come.
- _____ 6. But a hat is so practical.
- _____ 7. Dan, Eva dances well.
- _____ 8. I must do the washing tonight.
- _____ 9. Ken, tuck your shirt in.
- _____ 10. Oh, I ought to do my homework.
- _____ 11. Louis, I analyzed your horoscope.
- _____ 12. The Indian and the pony fled.

Now try to write a sentence with a hidden state for your friends to find.



INTERCEPT THE MESSAGE

Directions: Use the code to cipher the message.

	U	—	∩	∨	9	λ	∥	:
A	B	C	D	E	F	G	H	I

·	÷	∅	Γ	∂	⌘	⋈	†	...
J	K	L	M	N	O	P	Q	R

h	o	↗	⊥	↖	↘	—○	□
S	T	U	V	W	X	Y	Z

÷ ∨ ∘ h Γ : ∅ : ∂ λ

: o — ↗ ∂ U ∨ — ∘ ∂ ∘ ↗ λ : ∘ ↗ h

Social Studies Packet Work
Week 5 April 20-24

All work in this packet is intended to be completed for week 5, April 20-24. Remember, everything does not have to be done in one day, but something should be completed each day. Listen to the states' song from the site below, but if you aren't able to, refer to the lyrics for the song that you received in week 4 packet.

1. Click on the following link https://youtu.be/_E2CNZIIVlg or go to YouTube and type in "Tour the States Official Video" and it should be the first one and is about 4 minutes long. It has a picture of a man drawing.
2. Listen to the song or read over the lyrics at least 2x through each day, but focus on the states and capitals given for each week.
3. Begin studying the second set of capitals and states for this week (April 20-24). Note, there are only 8 states and capitals for this week. Set aside some time this week studying this set.

Tallahassee, FL (Florida)
Atlanta, GA (Georgia)
Carson City, NV (Nevada)
Lincoln, NE (Nebraska)
Phoenix, AZ (Arizona)
Sacramento, CA (California)
St. Paul, MN (Minnesota)
Juneau, AK (Alaska)

4. Add these states and capitals to your map. Use pages R16 and 17 in your green Social Studies textbook or any other resource to look at a United States Map.
5. Complete the "State the Facts" crossword.
6. Read through the information on the worksheet "About the Great Lakes" and complete the activities at the bottom of the page.
7. Complete each week the "Rx for the quarantine blahs." Week 5 - Complete the activity page: "What's in a Doodle?" Write all of your answers on the page.

State the Facts Crossword Fun

Down

1. The state tree of Arkansas
2. The Last Frontier State
3. A swamp animal found in Florida
4. The Buckeye State
7. The state flower of Maryland is the Black-eyed _____

Across

2. The capital of Texas
3. Hawaii is called the _____ State.
5. Springfield is the capital of _____.
6. An important crop in Idaho
8. The smallest state

The crossword puzzle grid is integrated with several illustrations: a large green tree on the left side, a green alligator on top right, and a blue flag with yellow stars on the right side. The grid consists of white squares for letters and black squares for empty space. The numbered squares are: 1 (Down, 5 letters), 2 (Across, 4 letters), 3 (Across, 4 letters), 4 (Across, 4 letters), 5 (Across, 6 letters), 6 (Across, 6 letters), 7 (Across, 4 letters), and 8 (Across, 10 letters).

About the Great Lakes

Lake Superior

Surface area: 31,700 sq. miles
Maximum depth: 1,335 feet
Name Origin: From the French phrase meaning "upper lake"

Lake Huron

Surface area: 23,000 sq. miles
Maximum depth: 748 feet
Name Origin: French explorers named it for a local Native American tribe.

Lake Michigan

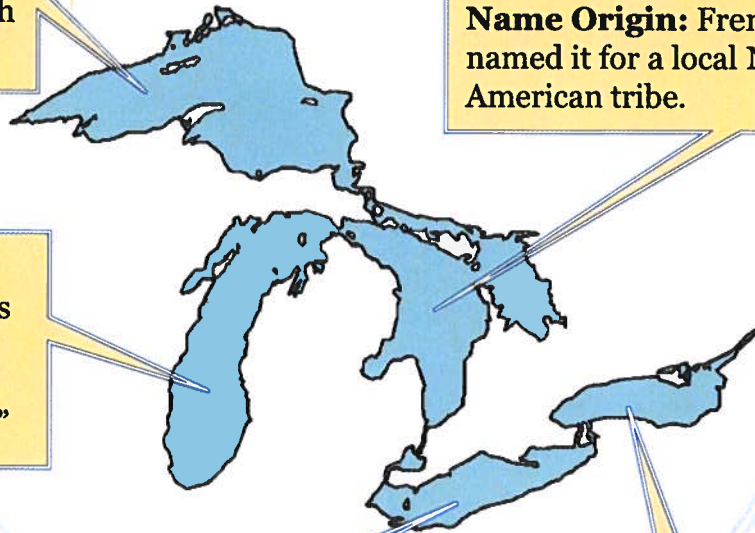
Surface area: 22,300 sq. miles
Maximum depth: 925 feet
Name Origin: From a Native American word for "great water"

Lake Erie

Surface area: 9,910 sq. miles
Maximum depth: 210 feet
Name Origin: From a Native American word for "long tail"

Lake Ontario

Surface area: 7,340 sq. miles
Maximum depth: 804 feet
Name Origin: From a Native American word for "beautiful lake"



Do You Know?

Which one of the Great Lakes has the smallest area?

Which one of the Great Lakes is the deepest?

Which one of the Great Lakes was named for the Native American Word for "long tail"?

Remember the Great Lakes!

A good way to remember the names of the Great Lakes is to use the acronym "HOMES." Write the name of each of the Great Lakes next to its starting letter.

H _____

O _____



M _____

E _____

S _____

WHAT'S IN A DOODLE?

Look at each doodle. What do you see?



Why do people draw doodles? Do you have a favorite doodle? Draw a few of your own in the space below.


Social Studies Packet Work
Week 6 April 27-May 1

All work in this packet is intended to be completed for week 5, April 20-24. Remember, everything does not have to be done in one day, but something should be completed each day. Remember, if you have no way of watching the video or listening to the states' song, refer to the lyrics for the song that you received in week 4 packet.

1. Click on the following link https://youtu.be/_E2CNZIIVlg or go to YouTube and type in "Tour the States Official Video" and it should be the first one and is about 4 minutes long. It has a picture of a man drawing.
2. Listen to the song or read over the lyrics at least 2x through each day. Focus on the states and capitals given for this week.
3. Begin studying the second set of capitals and states for this week (April 27- May 1). There are 11 states with their capitals plus the nation's capital (Washington D.C.) for this week. Set aside 10 minutes per day this week studying this set.

Boston, MA (Massachusetts)
Concord, NH (New Hampshire)
Montpelier, VT (Vermont)
Montgomery, AL (Alabama)
Washington DC - our nation's capital
Honolulu, HI (Hawaii)
Des Moines, IA (Iowa)
Springfield, IL (Illinois)
Little Rock, AR (Arkansas)
Dover, DE (Delaware)
Indianapolis, IN (Indiana)
Hartford, CT (Connecticut)

4. Add these states and capitals to your map. Use pages R16 and 17 in your green Social Studies textbook or any other resource to look at a United States Map.
5. Study the Ohio Graphic "Mr. Nussbaum - Learning + Fun Ohio symbols" and "Mr. Nussbaum Quarter" pages. Color each graphic the appropriate colors and learn what each symbol represents.
6. Complete each week the "Rx for the quarantine blahs." Week 6 - Complete the activity page: "Words With Eat." Write all of your answers on the page.



Cardinal



Scarlet Carnation




Ohio



Columbus

The Buckeye State

State license plate



Ohio Buckeye



MR NUSSBAUM

4 THOUSANDS 512 512 09E

Ohio State Quarter



WORDS WITH EAT

Directions: Each of the clues below defines a word that contains the letters e, a, and t. How many words do you know?

- 1. something good to eat _____
- 2. very large in size or excellent _____
- 3. past participle of eat _____
- 4. sound of a sheep _____
- 5. warning or intent to do harm _____
- 6. to win victory over _____
- 7. to do something dishonest _____
- 8. to strike or hit _____
- 9. atmospheric conditions _____
- 10. a notable accomplishment _____
- 11. animal hide _____
- 12. partly decayed plant matter _____

